

DIGITAL EMPOWERMENT FOUNDATION
House No. 44, 3rd Floor, Kalusarai, New Delhi - 110016
Balance sheet as at 31st March, 2017 (Consolidated)

Particulars	Notes	Details (INR)	Amount as on 31-March- 2017 (INR)	Amount as on 31- March-2016 (INR)
Sources of Funds:				
Corpus Fund		240,383	240,383	240,383
Skill Development Centre Revolving Fund			2,456,222	837,788
Reserves & Surplus				
Opening Balance		32,001,212		
Less: Adjustment of Taxes		-		
Add: Excess of Income over Expenditure		107,487		
Add: Fixed Assets	1	19,959,802		
Less: Depreciation		13,490,982	38,577,519	32,001,212
Unutilized Fund			42,797,525	49,089,866
TOTAL			84,071,649	82,169,249
Applications of Funds				
Fixed Assets				
Opening WDV	1	32,207,573		
Add: Purchases during the year		21,941,201		
Less: Depreciation		14,809,265	39,339,509	32,207,573
Investments (FDR with Yes Bank)			-	24,000,000
Current Assets, Loans & Advances				
Cash and Bank Balances	2	53,367,015		27,144,714
Other Current Assets	3	16,955,252		11,852,858
Accrued Interest		-		2,002,504
Less: Current Liabilities & Provisions	4	25,590,127	44,732,140	15,038,400
Net Current Assets				25,961,676
TOTAL			84,071,649	82,169,249

In Terms of our Report of Even Date Attached
For RSMA & Co.
Chartered Accountants
Firm No. 028685N

For Digital Empowerment Foundation


CA. Ravinder Singh
M No. 095973
Partner


President


Member


Place: New Delhi
Date: 16.09.2017

DIGITAL EMPOWERMENT FOUNDATION
House No. 44, 3rd Floor, Kalusarai, New Delhi - 110016
Income & Expenditure Account (Consolidated) for the year ending 31st March, 2017

Particulars	Notes	Amount as on 31-March- 2017 (INR)	Amount as on 31-March- 2016 (INR)
<u>Income</u>			
Fund Utilised	5	152,544,818	161,538,735
TOTAL-A		152,544,818	161,538,735
<u>Expenditure</u>			
Expenses Incurred -B	6	152,437,331	161,458,453
Excess of Income over Expenditure (A-B)		107,487	80,283
TOTAL		152,544,818	161,538,735

In Terms of our Report of Even Date Attached
For RSMA & Co.
Chartered Accountants
Firm No. 028685N


CA. Ravinder Singh
M No. 095973
Partner



For Digital Empowerment Foundation



President



Member

Place: New Delhi
Date: 16.09.2017

DIGITAL EMPOWERMENT FOUNDATION
H.No.- 44, 3rd Floor, Kalusarai, New Delhi - 110016
Receipts & Payments (Consolidated) Account for the year ended 31st March 2017

Receipts	Amt.(INR)	Payments	Amt.(INR)
Opening Balance		Expenditure	
- Cash	23,945	Education & Capacity Building	
- Bank	27,120,769	Furnitures & ICT Equipments	1,549,381
		Workshops/Capacity Building	84,074
		Communication expenses	22,377
		Tower & ICT-Equipments	609,366
Grant Received		Project/Program Expense	66,634,703
Cappgemini_SAP	4,272,790	Insurance Exp	78,472
Soochna Seva Project	8,972,443	Remuneration to Staff including Staff Welfare	50,821,321
Access Now	446,167	ESIC & PF Payable	5,086,266
Social Media for Empowerment	3,386,762	Travelling expenses	534,218
APC_IMPACT	1,986,346	Prepaid Exp	1,196
Digital Cluster Project	26,308,650	Liabilities Paid of Previous Year	
Wireless for Communities	16,054,890	Sundry Creditors	3,590,085
IPLM	5,016,030	TDS Payables	1,013,931
Soochnapreneur Project	20,233,500	Audit Fees	90,000
Mbillionth/Manthan supported by Google	2,500,000	PF Payable	520,301
UNICEF	3,122,000	Professional Fee Payable	166,025
CIRCs Supported by Oracle	4,458,935	Program Exp	551,130
General Donation	1,859,104	Salaries & Stipends	4,237,377
Capacity Building for Tribal Youth Project_BRLF	257,058	Expense Payable	72,864
CIRC supported by Centre for Micro Finance	2,350,000	Imprest Payable to Staff	226,493
Internet Saathi Project Supported by Tata Trusts	14,425,000	TDS Payables	240,886
National Digital Literacy Mission (NDLM)	1,604,250		
CIRC supported by Railtel	1,076,000	Electricity Exp.	680,768
Integrated Approach to Technology in Education Project (ITE)	9,329,000	Bank Charges	17,601
Digital Literacy Initiative in MP (DLSWMP)	3,022,000	Miscellaneous Exp	60,231
Internet in Box Project	1,358,000	Consultancy/Professional Charges	815,090
dCIRC/RRR-2	11,368,039	Memberships & Subscriptions	198,344
Advance Received against Activities	6,426,000	Rent	4,609,456
Fixed Deposit Receipt	24,000,000	Duties & Taxes-TDS	3,270,493
Interest Received including Accrued Interest	4,496,189	Advances to Staff & Parties/ Imprest for Expenses	4,707,991
Other Receipts	253,422	Sub-Grants	2,355,075
Skill Development Fund	2,456,222	Interest on TDS	45,578
		Service Tax Paid	918,000
		Gratuity	110,423
		Gratuity Policy-LIC incl. Fund Admin Chgs	750,000
		Office Maintenance Exp	146,980
		Cash & Bank	
		Closing Balance 31.03.2017	
		Cash	59,714
		Bank	53,307,301
Total	208,183,511	Total	208,183,511

Note: These accounts have been drawn on cash basis.

For RSMA & Co.
Chartered Accountants
Firm Reg No. 028685N

CA Ravinder Singh
Partner
M No. 095973

Place : New Delhi

Date: 16.09.2017

For Digital Empowerment Foundation

President

Member

DIGITAL EMPOWERMENT FOUNDATION
House No. 44, 3rd Floor, Kalusarai, New Delhi - 110016
Schedule to the Balance Sheet (Consolidated)

2. Cash & Bank Balance	Amount as on 31- March-2017 (INR)	Amount as on 31- March-2016 (INR)
Cash in Hand		
Axis Bank	59,714	23,945
ICICI Bank 2145	7,389	7,314,906
ICICI Bank 9360	27,094	107,347
Yes Bank_INR	8,327,155	484,972
Yes Bank_Sub FCRA	10,255,758	2,855,852
ICICI Bank (FCRA A\c)	655,537	5,290,831
Yes Bank-670	9,701,783	11,016,735
Yes Bank-620	9,650	-
Axis Bank (Comm)	9,541,321	-
PNB A/c No-573062	4,480,831	-
PNB A/c No-573071	7,252,958	25,064
Total	3,047,825	25,064
	53,367,015	27,144,714

3. Other Current Assets	Details (INR)	Amount as on 31- March-2017 (INR)	Amount as on 31- March-2016 (INR)
<u>Loans & Advances (Assets)</u>			
Employees' Benefits Deferrment (Gratuity)	864,533		
Advances to Parties & Staff	7,805,973		
Amount Receivables (Considered good)	472,724		
LIC-Group Gratuity Policy	732,907		
Other Receivables	12,829	9,888,966	5,767,820
Imprest to Staff		3,847,654	3,599,119
Prepaid Expenses & Insurance		31,299	109,245
<u>Security & Earnest Money Deposit</u>			
Security Deposit for Rent	719,594		
Other Deposits	53,000	772,594	745,994
<u>TDS Receivable</u>			
TDS Receivable AY 2009-10			
TDS Receivable AY 2017-18	129,189		129,189
TDS Receivable AY 2014-15	784,059		-
TDS Receivable AY 2015-16	434,785		434,785
TDS Receivable AY 2016-17	564,892		564,892
	501,814	2,414,739	501,814
Total		16,955,252	11,852,858

4. Current Liabilities & Provision	Details (INR)	Amount as on 31- March-2017 (INR)	Amount as on 31- March-2016 (INR)
Amount Payables		14,183,086	4,123,100
<u>b) Provisions & Taxes Payable</u>			
TDS on Consultancy	158,350		
TDS on Contract	150,072		
TDS on Rent	63,880		
TDS on Salary	734,447		
Service Tax Payable	-		
Rent Payable	120,129		
ESIC Payable	17,153		
PF Payable	521,652		
Provision for Gratuity	3,393,418		
Stale Cheque	116,349		
Expenses Payable	5,659		
Imprest Payable to Staff	1,198,144		
Professional Fee	120,750		
Salaries & Stipends	4,807,038	11,407,041	10,915,301
Total		25,590,127	15,038,400



Deanne Aram

Shajid

DIGITAL EMPOWERMENT FOUNDATION
House No. 44, 3rd Floor, Kalusarai, New Delhi - 110016
Notes to Income & Expenditure Account for the Year Ending 31st March 2017 (Consolidated)

5. Income

Particulars	Details (INR)	Amount as on 31-March-2017 (INR)	Amount as on 31-March-2016 (INR)
(I) Grants- Foreign			
Opening Balance			
Wireless For Communities	(6,289,797)		
School Adoption Project (RAISED)	2,230,064		
ENGO	(3,262,823)		
Unrestricted Fund	(5,472,507)		
Digital Resource Centre (DRC) / Mobile 4 Good	(756,274)		
Digital Library Project/ IPLC/IPLM	1,440,377		
APC_Impact	161,283		
RRR2 / dCIRC	2,199,374		
Digital Cluster	12,561,408		
Social Media For Empowerment	(1,241,111)		
Soochna Seva	4,007,738		
Bank Interest	5,516,678		
		11,094,410	24,714,021
Add: Received during the year			
School Adoption Project (RAISED)	4,391,194		
ENGO	-		
Wireless For Communities	16,242,733		
Digital Library Project/ IPLC/IPLM	5,181,607		
Soochna Seva	8,937,643		
Digital Resource Centre (DRC) / Mobile 4 Good	-		
Unrestricted Fund	6,090,626		
APC_Impact	1,986,346		
RRR2/dCIRC	-		
Social Media For Empowerment	3,386,762		
Bank Interest	-		
Digital Cluster	3,252,392		
Soochnapreneur	20,613,974		
CIRCs Supported by CAF India	4,458,935		
		74,542,212	81,926,785
Less: Closing Balance			
School Adoption Project (RAISED)	4,221,492		
ENGO	(3,262,823)		
Wireless For Communities	6,361,076		
Digital Library Project/ IPLC/IPLM	5,903,366		
Soochna Seva	(2,837,738)		
Mobile 4 Good	(3,072,751)		
Unrestricted Fund	(4,815,633)		
APC_Impact	(1,187,176)		
RRR2 / dCIRC	(5,244,010)		
Social Media For Empowerment	(2,928,836)		
Bank Interest	5,516,678		
Digital Cluster	211,845		
Soochnapreneur	13,565,113		
CIRCs Supported by CAF India	-		
		12,430,601	11,094,410
Funds Utilised- Foreign		73,206,021	95,546,396
(II) Grants- Indian			
Opening Balance			
Restricted Fund	17,592,093		
Unrestricted Fund	20,403,362		
		37,995,455	80,573,912
Add: Received during Year			
Unrestricted Fund	1,910,104		
Restricted Fund	69,428,565		
Misc. Income & Bank Interest	353,417		
Intt. On IT Refund	-		
		71,692,086	22,634,290
Less: Closing Balance			
Unrestricted Fund	983,203		
Restricted Fund	29,383,720		
		30,366,924	37,995,455
Commercial Income:			
Interest on SB A/c	18,180		
IT Training Receipts	-		
		18,180	779,592
Funds Utilised- Indian		79,338,797	65,992,339
Income Transfer to Income & Expenditure Account		152,544,818	161,538,735
Utilized Balance Transfer to Balance Sheet		42,797,525	49,089,866

6. Expenditure

Particulars	Amount as on 31-March-2017 (INR)	Amount as on 31-March-2016 (INR)
Expenditure- Foreign		
a) CIRC's Supported by CAF India		
Printing & Stationary	-	-
Admin/Overhead Expenses	-	-
Centre Running Expenses	445,935	-
Remuneration to staff	145,978	-
Communication Expenses	3,381,407	-
Travelling Expenses	32,795	-
Centre Setup Cost	20,008	-
	<u>432,812</u>	<u>-</u>
	4,458,935	-
b) Wireless for Communities		
Tower Equipment & ICT - Equipments	-	-
Establishments Expenses	405,353	2,653,488
Consultant Fees	131,084	2,250
Internet Bandwidth Cost	2,016,000	155,000
Remuneration to staff	91,425	991,623
Travelling Expenses	770,751	3,957,368
Centre Running, Consumables & Supplies	113,242	276,344
Centre Rent	40,581	525,370
	<u>23,425</u>	<u>384,957</u>
	3,591,861	8,946,400
c) Mobile 4 Good		
Grant Paid	-	-
Professional Fees	2,121,682	3,265,804
Remuneration to staff & welfare	-	229,200
Travelling Expenses	37,300	266,600
Admin/Overhead Expenses	157,495	18,587
Workshop/Capacity building	-	257,401
	<u>-</u>	<u>18,638</u>
	2,316,477	4,056,230
d) ENGO		
ICT - Equipments & Expenses	-	-
Vehicles	-	-
Centre/Establishments Expenses	-	-
Communication Expenses Including Internet	-	760,697
Remuneration to Staff incl Staff Welfare	-	343,370
Web Hosting Expenses	-	14,650,511
Other Cost	-	651,150
Project Management Cost	-	26,141
Travelling, Conveyance Incl. Boarding & Lodging	-	-
Workshop / Capacity building	-	503,884
Professional Fees	-	5,704,353
Rent Charges	-	279,901
Admin/Overhead Expenses	-	305,877
	<u>-</u>	<u>49,754</u>
		23,275,638
e) Unrestricted Fund		
Establishments Expenses	-	-
Remuneration to staff including Welfare	-	91,467
Fellowship Expenses	5,433,752	3,330,977
ICT-Equipments	-	-
Tower Equipments	-	-
Communication Expenses	-	-
Travelling & Others Expenses	-	-
Office Supplies & Expenses	-	287,862
Professional Fees	-	15,042
Interest on TDS	-	132,175
Workshop/Capacity building	-	24,187
Gratuity	-	-
Admin/Overhead Expenses	-	2,007,272
Programme Expenses (other)	-	-
	<u>-</u>	<u>3,057,042</u>
	5,433,752	8,946,024
f) Digital Library & IPLC		
ICT Equipments	-	-
Bank Charges	-	552,913
Remuneration to Staff	-	-
Centre Consumables & Supplies	566,679	2,200,007
Admin/Overhead Expenses	-	520,260
Consultancy Expenses	-	178,111
Workshop/Capacity Building	-	52,500
Centre Setup/Infrastructure Expenses	27,996	19,205
Travelling & Others Expenses	-	181,362
	<u>123,944</u>	<u>388,563</u>
	718,619	4,092,921

Qasim Aramran *Shafiq*

g) Soochna Seva		
Admin/Overhead Expenses	1,026,153	804,904
Vehicles Incl. Bikes & Cycles	-	32,500
ICT Equipments & Office Equipments	-	842,076
Centre Consumables & Supplies	892,610	1,107,107
Printing & Stationary	-	19,714
Salaries & Stipends	11,568,583	11,399,512
Tour & Travel & Conveyance	572,225	979,057
Bank Charges	-	-
Vehicle Running & Maintenance	384,392	182,488
Centre Rent	749,732	719,398
Project Audit Fees	84,675	309,842
Program Expenses	150,293	83,599
Workshop/Capacity Building	354,456	532,276
	15,783,119	17,012,472
h) Social Media for Empowerment		
Workshop/Capacity Building	3,607,745	2,750,564
Tour & Conveyance	531,560	591,974
Staff Salaries	766,165	-
Printing, Consumables & Contingencies	169,017	3,848
Admin Expenses	-	114,147
	5,074,487	3,460,533
i) APC Impact		
Consultancy Charges	792,103	-
Tour, Travel Incl. Boarding & Lodging	215,271	310,516
Printing, Consumables & Contingencies	28,903	308,534
Staff Welfare Expenses	-	-
Salaries & Stipends	2,000,642	3,293,210
Workshop/Capacity Building	228,129	1,062,894
Administration Exp	68,784	-
Bank Charges	973	928
	3,334,805	4,976,081
j) RRR2/dCIRC		
Consultancy Charges	-	-
ICT Equipments	-	-
Centre Setup & Equipments Cost	-	1,242,915
Communication Exp Including Internet Cost	-	-
Salaries & Stipends	159,902	116,797
Centre Running, Consumables & Supplies	5,482,592	6,828,092
Workshop/Capacity Building	690,280	1,047,376
Tour & Travel incl. boarding & lodging	-	18,040
Programme Expenses	30,382	179,085
Centre Rent	56,164	2,765,438
Publication & Media Expenses	407,730	204,900
Admin/Overhead Cost	-	-
	616,334	619,727
	7,443,384	13,022,370
k) School Adoption Project (Raised)		
Consultancy Charges	-	-
ICT Equipments	-	-
Centre Setup & Equipments Cost	-	-
Communication Expenses	1,602,772	-
Salaries & Stipends	-	-
Workshop/Capacity Building	378,342	119,801
Tour & Travel including boarding & lodging	15,227	7,000
Programme Expenses	486	15,950
Consumables	85,074	175,437
Admin/Overhead Cost	-	2,648
	317,866	-
	2,399,767	320,836
l) Digital Cluster Project		
Consultancy Charges	-	-
Cluster Wireless Network Development	-	-
ICT Equipments	1,875,000	-
Centre Setup Cost	2,469,212	2,064,194
Centre Running & Maintenance Cost	183,776	-
Baseline, Research & Program Cost	92,760	54,914
Salaries & Stipends	625,505	349,819
Admin/Overhead Cost	8,003,588	3,917,493
Centre Running & Consumables	1,332,144	928,674
Miscellaneous Expenses	531,750	20,986
Centre Rent	36,056	62,100
Tour & Travel incl. boarding & lodging	147,087	5,500
	305,077	33,212
	15,601,955	7,436,892
j) Soochnapreneur		
ICT Equipments & Software	4,167,053	-
Centre Setup Cost	-	-
Centre Running & Maintenance Cost	3,528	-
Baseline, Research & Program Cost	406,324	-
Salaries & Stipends	1,392,118	-
Admin/Overhead Cost	640,538	-
Centre Running & Consumables	220,961	-
Centre Rent	7,400	-
Tour & Travel incl. boarding & lodging	210,939	-
	7,048,861	-
TOTAL	73,206,021	95,546,396

Shame Aruman *Shafiq*

Expenditure- Indian**1. UNRESTRICTED FUND****a) M-Billionth & Manthan- Mobile for Empowerment:**

Communication Expenses	5,000	278,378
Awards & Jury Expenses	1,276,950	2,956,385
Staff Welfare Expenses	640	6,933
Printing & Stationary, Consumables & Contingencies	136,039	434,852
Consultancy Expenses	35,000	20,000
Salaries & Stipends	82,896	-
Travel & Conveyance	413	723,131
	<u>1,536,938</u>	<u>4,419,679</u>

b) E-Heritage:

Salaries & Stipend incl. Staff Welfare	247,920	93,654
Travel & Conveyance	3,549	7,629
ICT Equipments	-	40,250
Computer Expenses	-	8,302
Communication Expenses	23,066	10,823
Program Expenses	-	38,248
Printing & Stationaries	-	12,326
	<u>274,535</u>	<u>211,232</u>

c) Help Women go Online (HWGO)

ICT Equipments	-	24,800
Printing & Stationary, Centre Consumables & Contingencies	-	-
Staff Welfare	-	-
Communication Expenses	-	-
Salaries & Stipends	-	-
Travel & Conveyance	-	176,274
Workshop/Capacity Building & Program Expenses	-	-
	-	<u>1,025,550</u>
		<u>1,226,624</u>

d) ENGO/MCGY/ISOC & ISOC Ph-6:

ICT Equipments	1,475,479	-
Centre Supplies, Running & Consumables	326,969	977,668
Travel & Conveyance incl. Boarding & Lodging	104,067	162,739
Communication Exp incl. Internet	1,007,095	19,282
Workshop/Capacity Building	-	97,656
Consultancy Charges	25,000	-
Printing & Stationary	-	36,289
Centre Rent	519,463	222,200
Staff Welfare	98,123	51,014
Salaries & Stipends	1,735,124	913,895
	<u>5,291,320</u>	<u>2,480,743</u>

2. RESTRICTED FUND**a) Digital Literacy for rural womens' in MP (DLSWMP):**

ICT Equipments	858,002	3,912,679
Centre Infrastructure Exp	-	-
Internet Bandwidth Cost	317,292	-
Printing & Stationary	61,505	126,275
Salaries & Stipends	1,481,452	30,979
Program Audit Fees	40,000	1,203,013
Baseline Survey & Program Exp	27,909	-
Admin & Org. Overheads	86,913	20,842
Wireless Internet Setup	809,591	126,452
Centre Rent	131,199	-
Travel & Conveyance	43,650	59,129
	<u>3,857,513</u>	<u>102,762</u>
		<u>5,582,131</u>

b) Integrated Approach to Information Technology (ITE):

ICT Equipments	20,261	2,429,896
Infrastructure Exp	38,473	-
Centre Supplies, Running & Consumables	300,094	157,165
Travel & Conveyance	174,202	288,519
Communication Exp Incl. Internet Cost	622,861	579,985
Wireless Internet Setup	668,587	-
Program Cost	1,280,761	344,316
Program Audit Fees	-	40,000
Misc Exp	894	11,719
Centre Rent	603,000	569,200
Salaries & Stipends (Incl. Employer PF Cont.)	4,540,161	3,993,260
	<u>8,249,294</u>	<u>8,414,060</u>

c) National Digital Literacy Mission (NDLM):

Centre Setup Cost Incl. ICT Equipments	259,999	768,976
Centre Supplies, Running & Consumables	220,311	463,444
Travel & Conveyance	300	4,198
Communication Expenses	186,755	179,138
Repair & Maintenance/AMC	16,385	114,925
Printing & Stationary	-	6,472
Staff Welfare Expenses	-	-
Salaries & Stipends	1,763,984	1,866,920
Research & Survey & Program Expenses	228,675	615,362
Centre Rent	239,000	63,300
	<u>2,915,409</u>	<u>4,082,735</u>

Deane Araman *Shafiq*

d) Mobile for Social & Behavioural Change (MSBC):

Travel & Conveyance	-	-	441,923
Workshop/Capacity Building	-	-	760,160
Administration Expenses	-	-	59,556
Salaries & Stipends	-	-	382,404
Professional Fees	-	-	-
Staff Welfare	-	-	440
	-	-	1,644,483

e) CIRC_Abu Road :

Centre Setup Cost Including ICT Equipments	114,180	-	940,160
Centre Supplies,Running & Consumables	99,332	-	124,956
Travel & Conveyance	83,609	-	175,078
Communication Expenses	-	-	-
Administration Expenses	-	-	-
Staff Welfare Expenses	50,368	-	46,570
Salaries & Stipends	-	-	-
Network Tower	546,304	-	400,545
Program Expenses	830,125	-	-
Centre Rent	5,371	-	64,893
	1,729,289	-	1,752,202

f) CIRC's Supported by INDUS :

Centre Setup Cost Incl. ICT Equipments	1,097,195	-	10,393,245
Centre Supplies,Running & Consumables	292,106	-	-
Travel & Conveyance	1,225,000	-	-
Repairs & Maintenance/AMC	4,467	-	300,000
Program Cost	1,904,387	-	371,926
Project Audit Fees	1,592,750	-	-
Rent Charges	744,900	-	-
Salaries & Stipends	11,512,122	-	8,475,256
Research,Survey & Program Expenses	593,478	-	2,970,770
Admin/Overhead Cost	2,545,505	-	2,767,422
Workshop/Capacity Building	2,146,261	-	541,939
Wireless Network	1,700,000	-	-
	25,358,171	-	25,820,558

g) BRLF

Program Exp.	62,892	-	-
Professional Exp.	116,047	-	-
Communication Exp	4,563	-	-
Printing & Stationary	31,849	-	-
Tour & Travels	12,421	-	-
	227,772	-	-

h) School Adoption Project (Raised)

Salaries & Stipends	85,942	-	-
Workshop/Capacity Building	-	-	-
Tour & Travel incl. boarding & lodging	21,592	-	-
Programme Expenses	46,292	-	-
Consumables	-	-	-
Admin/Overhead Cost	15,383	-	-
	169,209	-	-

i) CIRC_Pali :

Centre Setup Cost Incl. ICT Equipments	558,807	-	-
Centre Supplies,Running & Consumables	43,314	-	-
Travel & Conveyance	53,480	-	-
Communication Exp	18,535	-	-
Administration Exp.	131,501	-	-
Staff Welfare Exp.	-	-	-
Salaries & Stipends	-	-	-
Network Tower	590,967	-	-
Program Exp.	-	-	-
Centre Rent	50,000	-	-
	1,446,604	-	-

j) Digital Cluster Project

Consultancy Charges	-	-	-
Cluster Wireless Network Development	-	-	-
ICT Equipments & CAD Software	1,387,500	-	-
Centre Setup Cost	1,039,090	-	-
Centre Running & Maintenance Cost	27,765	-	-
Baseline, Research & Program Cost	-	-	-
Salaries & Stipends	58,072	-	-
Admin/Overhead Cost	2,441,378	-	-
Centre Running & Consumables	628,621	-	-
Miscellaneous Expenses	129,763	-	-
Centre Rent	107,422	-	-
Tour & Travel incl. boarding & lodging	24,200	-	-
	5,975,779	-	-

k) Internet Saathi

Salaries & Stipends	3,091,899	-	-
Admin/Overhead Cost	182,425	-	-
Printing & Stationary	93,345	-	-
Program Cost	329,675	-	-
	3,697,344	-	-

Qasim Chaudhary Shaifali

l) CIRC_Railtel
ICT Equipments
Salaries & Stipends
Centre Rent
Travel & Management
Reece & Baseline Survey

61,950
778,830
16,000
119,509
3,795

980,084

m) RRRZ/dCIRC

Consultancy Charges
ICT Equipments
Centre Setup & Equipments Cost
Communication Exp Including Internet Cost
Salaries & Stipends
Centre Running, Consumables & Supplies
Workshop/Capacity Building
Tour & Travel incl. boarding & lodging
Programme Expenses
Centre Rent
Publication & Media Expenses
Admin/Overhead Cost

-
-
-
58,293
1,874,439
139,858
-
46,641
595,516
65,500
-
250,222

3,030,469

General/Administration Expenses:

Advertisement & Publicity
Bank Charges
Newspapers Books & Periodicals
Communication Expenses Incl. Internet Cost
Intt. On TDS
Computer Expenses
Consumables
Conveyance Expenses
Depreciation of fixed assets
Diwali Expenses
Electricity Charges
Insurance Expenses
Membership Fee & Subscription
Misc Expenses
Office/ Centre Expenses
Postage & Courier
Printing & Stationary
Professional Fees
Rent
Repair & Maintenance
Salary & Stipend Incl. PF Cont.
Staff Welfare Exp
Tours & Conveyance incl Boarding & Lodging
Vehicle Running & Maint.
Social Entrepreneurship Development Expenses
Gratuity
Write Offs & Provisions
Baseline Survey
Seminars & Workshop Expenses

2,587
-
20,078
372,112
-
133,864
39,428
109,812
1,128,325
27,997
2,150
74,818
198,344
138,787
228,558
43,487
40,675
142,352
416,000
165,291
7,891,670
376,086
1,980,748
-
-
-
7,742
307,745
378,814

14,227,470

21,845
-
34,217
871,721
318
130,382
-
1,339,418
114,842
636,485
75,858
1,145
13,631
603,771
537,358
381,522
533,000
1,430,650
65,338
458,254
372,316
1,235,007
305,141
121,200
-
-
-
234,706
9,518,125

Commercial Expenses:

.Ngo Launch Expenses
Internet Cost
Travel & Conveyance
Printing & Stationary
Depreciation on FA
Workshop Expenses
Interest on Service Tax
Salaries & Stipends

-
-
64,076
1,031
189,959
-
1,044
8,000

264,110

241,090
689
54,746
8,139
-
174,223
872
279,726
759,485

TOTAL

79,231,310

65,912,057

Grand Total

152,437,331

161,458,453

In Terms of our Report of Even Date Attached
For RSMA & Co.
Chartered Accountants
Firm No. 028685N

CA. Ravinder Singh
M No. 095973
Partner



For Digital Empowerment Foundation

Debbie Arun

President

Shafiq

Member



Place: New Delhi

Date: 16.09.2017

DIGITAL EMPOWERMENT FOUNDATION
SCHEDULES TO THE BALANCE SHEET & INCOME & EXPENDITURE ACCOUNT (Consolidated)

1. Statement of Depreciation on Fixed Assets as on 31.03.2017 (As per Income tax Act)

Particulars	Rate of Depreciation	GROSS BLOCK VALUE				Deletion made during the year	Total 31-Mar-17	Depreciation During The Year	NET BLOCK	
		WDV As at 1-Apr-16	Addition: equal or more than 180 days	Addition: less than 180 days					As At 31-Mar-17	
FCRA:										
Project Funds Assets:										
Computers, Accessories & Server & So	60	4,554,492	2,195,168	3,165,577	-	-	9,915,237	4,999,469	4,915,768	
Vehicles Incl. Bikes & Cycles	15	2,534,381	-	-	-	-	2,534,381	380,157	2,154,224	
Furniture & fixtures	10	-	468,406	20,848	-	-	489,254	47,883	441,371	
Office Equipments	15	4,692,346	263,075	66,675	-	-	5,022,096	748,314	4,273,782	
Network Towers	15	2,417,450	1,875,000	1,739,253	-	-	6,031,703	774,311	5,257,392	
Sub Total		14,198,668	4,801,649	4,992,353	-	-	23,992,671	6,950,135	17,042,536	
Indian:										
1A: General Funds Assets										
Computer, Laptops, Softwares & Tablet	60	738,498	410,140	172,109	-	-	1,320,747	740,816	579,932	
Office Equipments & Bikes	15	1,432,301	228,632	171,583	-	-	1,832,516	262,009	1,570,507	
Furniture & Fixtures	10	1,227,440	11,210	32,716	-	-	1,271,366	125,501	1,145,865	
Land	-	1,454,222	-	-	-	-	1,454,222	-	1,454,222	
Sub Total		4,852,461	649,982	376,408	-	-	5,878,851	1,128,325	4,750,526	
1B: Project Funds Assets										
Computers & Softwares	60	5,057,678	2,034,534	701,694	-	-	7,793,906	4,465,835	3,328,071	
Office Equipments	15	3,298,316	471,277	265,792	-	-	4,035,385	585,373	3,450,012	
Furniture & Fixtures	10	839,069	285,160	3,500	-	-	1,127,729	112,598	1,015,131	
Network Towers	15	3,804,640	4,033,933	2,369,910	-	-	10,208,483	1,353,529	8,854,954	
Vehicles Incl. Bikes	15	156,742	-	-	-	-	156,742	23,511	133,231	
Sub Total		13,156,445	6,824,904	3,340,896	-	-	23,322,245	6,540,847	16,781,398	
Commercial:										
Office Equipments	15	-	-	429,085	-	-	429,085	32,181	396,904	
Computer, Laptops & Tablets	60	-	-	525,924	-	-	525,924	157,777	368,147	
Sub Total		-	-	955,009	-	-	955,009	189,959	765,050	
Grand Total										
		32,207,573	12,276,535	9,664,666	-	-	54,148,776	14,809,265	39,339,509	

DIGITAL EMPOWERMENT FOUNDATION

Notes to Balance Sheet for Unutilized Fund as on 31st March, 2017

Sl No.	Programme / Projects (Domestic)	Opening Balances of Fund	Fund received during the year	Gross Total of Fund	Utilized Fund During the year	Closing of Unutilized Fund
1	Unrestricted Fund					
2	Restricted Fund Incl. Bank Interest	20,403,362	1,910,104	22,313,466	21,330,263	983,203
	Total	17,592,093	69,428,565	87,020,658	57,636,937	29,383,720
		37,995,455	71,338,669	109,334,124	78,967,200	30,366,924

Sl No.	Programme / Projects (FCRA)	Opening Balances of Fund	Fund received during the year	Gross Total of Fund	Utilized Fund During the year	Closing of Unutilized Fund
1	School Adoption Project (RAISED)					
2	ENGO	2,230,064	4,391,194	6,621,258	2,399,767	4,221,492
3	Wireless For Communities	(3,262,823)	-	(3,262,823)	-	(3,262,823)
4	Digital Library Project/ IPLC/IPLM	(6,289,797)	16,242,733	9,952,936	3,591,861	6,361,076
5	Soochna Seva	1,440,377	5,181,607	6,621,984	718,619	5,903,366
6	Mobile 4 Good	4,007,738	8,937,643	12,945,381	15,783,119	(2,837,738)
7	Unrestricted Fund	(756,274)	-	(756,274)	2,316,477	(3,072,751)
8	APC_Impact	(5,472,507)	6,090,626	618,119	5,433,752	(4,815,633)
9	RRR2 / dCIRC	161,283	1,986,346	2,147,629	3,334,805	(1,187,176)
10	Social Media For Empowerment	2,199,374	-	2,199,374	7,443,384	(5,244,010)
11	Bank Interest	(1,241,111)	3,386,762	2,145,651	5,074,487	(2,928,836)
12	Digital Cluster	5,516,678	-	5,516,678	-	5,516,678
13	Soochnapreneur	12,561,408	3,252,392	15,813,800	15,601,955	211,845
14	CIRCs Supported by CAF India	-	20,613,974	20,613,974	7,048,861	13,565,113
		-	4,458,935	4,458,935	4,458,935	-
	Total	11,094,410	74,542,212	85,636,622	73,206,021	12,430,601

Total		49,089,866	145,880,881	194,970,746	152,173,221	42,797,525
--------------	--	------------	-------------	-------------	-------------	------------

Chame Chauran

Shajith