


**DIGITAL EMPOWERMENT FOUNDATION**  
House No. 44, 3rd Floor, Kalusarai, New Delhi - 110016  
**Balance Sheet as at 31st March, 2024**  
(Foreign Contribution)

Particulars	Notes	Amount as at 31-March-2024 (INR)	Amount as at 31-March-2023 (INR)
<b><u>Sources of Funds</u></b>			
<b><u>Capital Fund</u></b>			
Corpus Fund	1	100	100
Capital Reserve for Fixed Assets	2	2,95,62,311	1,52,89,191
General Fund	3	5,88,92,692	22,50,67,037
Earmarked Fund	4	50,00,00,000	-
Unutilized Grants		4,91,94,049	3,36,09,255
Current Liabilities & Provisions	5	43,97,768	35,83,211
<b>Total</b>		<b>64,20,46,920</b>	<b>27,75,48,794</b>
<b><u>Applications of Funds</u></b>			
Fixed Assets	6	2,95,62,311	1,52,89,191
<b><u>Current Assets, Loans &amp; Advances</u></b>			
Cash and Bank Balances	7	10,23,93,165	24,95,89,900
Grant receivable		11,28,054	76,84,979
Other Current Assets	8	50,89,63,390	49,84,724
<b>Total</b>		<b>64,20,46,920</b>	<b>27,75,48,794</b>

As per our Report of even date  
For Doogar and Associates  
Chartered Accountants  
Firm No. 000561N



**Vikas Modi**  
(Partner)  
M No. 505603

Place: New Delhi  
Date: 14/09/2024

For Digital Empowerment Foundation


**Osama Manzar**  
(President)

**Natasha Badhwar**  
(Treasurer)

**DIGITAL EMPOWERMENT FOUNDATION**  
House No. 44, 3rd Floor, Kalusarai, New Delhi - 110016  
**Income & Expenditure Account for the year ending 31st March,2024**  
**(Foreign Contribution)**

Particulars	Notes	For the year ended	For the year ended
		31-March-2024	31-March-2023
		(INR)	(INR)
<b><u>Income</u></b>			
Grants received for specified projects (to the extent of utilization)	9	8,53,22,326	7,12,64,055
Voluntary Contribution	10	34,38,03,846	22,82,51,557
Interest on Saving Bank A/c		20,13,085	24,37,877
Interest on Income Tax Refund		-	7,551
Interest on Fixed Deposit		3,01,87,127	7,15,663
<b>TOTAL</b>		<b>46,13,26,384</b>	<b>30,26,76,703</b>
<b><u>Expenditure</u></b>			
Utilization of grants received for specified projects	11(A)	8,53,22,326	7,12,64,055
Expenses incurred towards objects of the trust and administrative overheads	11(B)	4,21,78,403	58,78,767
<b>TOTAL</b>		<b>12,75,00,729</b>	<b>7,71,42,822</b>
<b>Surplus (Deficit) during the year</b>		<b>33,38,25,655</b>	<b>22,55,33,881</b>

As per our Report of even date  
For Doogar and Associates  
Chartered Accountants  
Firm No. 000561N

  
**Vikas Modi**  
(Partner)  
M No. 505603



Place: New Delhi

Date: 14/09/2024

For Digital Empowerment Foundation

  
**Osama Manzar**  
(President)




  
**Natasha Badhwar**  
(Treasurer)

**DIGITAL EMPOWERMENT FOUNDATION**  
House No. 44, 3rd Floor, Kalusarai, New Delhi - 110016

**Receipt & Payments Account for the Year Ended 31st March 2024**  
**(Foreign Contribution)**

Particulars	For the year ended 31-March-2024 (INR)	For the year ended 31-March-2023 (INR)
<b><u>Opening Balances</u></b>		
Cash in Hand	9	9
Balance with Scheduled banks in savings accounts	15,60,655	3,60,62,966
Fixed Deposits	24,73,85,140	-
Interest Accrued on Fixed Deposits	6,44,096	-
<b>Total (A)</b>	<b>24,95,89,900</b>	<b>3,60,62,975</b>
<b><u>Receipts</u></b>		
Grants received for specified projects (Net of Refunds)	10,74,64,046	5,72,47,736
Voluntary Contribution	34,38,03,846	22,82,51,557
Interest on Saving Bank A/c	20,13,085	24,37,877
Interest on Fixed Deposit	3,01,87,127	7,15,663
Interest on Income tax refund	-	7,551
<b>Total (B)</b>	<b>48,34,68,104</b>	<b>28,86,60,384</b>
<b>Total [(A)+(B)]</b>	<b>73,30,58,004</b>	<b>32,47,23,359</b>
<b><u>Payments</u></b>		
<b><u>Recurring Expenditure</u></b>		
Salary, Stipend, Honorarium & Consultancy	5,49,25,006	4,01,25,849
Event, Workshop & Training Expenses	78,46,134	83,18,779
Operating Expenses	2,75,48,272	1,53,19,545
Tour & Travel Expenses	1,50,73,459	72,72,417
Infra & Equipment Expenses	2,19,79,403	60,38,269
Bank Charges	1,28,456	67,963
<b>Total (C)</b>	<b>13,06,64,839</b>	<b>7,51,33,460</b>
<b><u>Increase/(Decrease) in Current Liabilities &amp; Provisions</u></b>		
<b>Total (D)</b>	<b>31,64,109</b>	<b>(20,09,362)</b>
<b><u>Closing Balances</u></b>		
Cash in Hand	9	9
Balance with Scheduled banks in savings accounts	1,31,49,368	15,60,655
Fixed Deposit	6,45,16,640	24,73,85,140
Earmarked Deposits	50,00,00,000	-
Interest Accrued on Fixed Deposits	2,47,27,148	6,44,096
<b>Total (D)</b>	<b>60,23,93,165</b>	<b>24,95,89,899</b>
<b>Total [(C)+(D)]</b>	<b>73,30,58,004</b>	<b>32,47,23,359</b>

**For Doogar & Associates**  
Chartered Accountants  
Firm No. 000561N

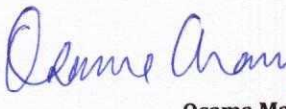
  
**Vikas Modi**  
(Partner)  
M No. 505603


Place: New Delhi


Date: 14/09/2024



**For Digital Empowerment Foundation**

  
**Osama Manzar**  
(President)

  
**Natasha Badhwar**  
(Treasurer)



Digital Empowerment Foundation

Note 6 : Statement of Depreciation on Fixed Assets as at 31.03.2024 (As per Income tax Act,1961)

Particulars	Rate of Depreciation	Opening WDV as at 01.04.2023	Gross Block		Deletion made during the year	Total as at 31.03.2024	Depreciation During The Year#	(Amount in INR)
			Addition: equal to or more than 180 days	Addition: less than 180 days				Net Block
								As At 31.03.2024
Computers, Accessories, Server & Softwares	40	36,69,473	17,62,257	1,80,25,125	-	2,34,56,855	57,77,717	1,76,79,138
Vehicles Incl. Bikes & Cycles	15	14,19,737			-	14,19,737	2,12,961	12,06,776
Furniture & Fixtures	10	7,25,835	1,69,950	1,42,450	-	10,38,235	96,701	9,41,534
Office Equipments	15	92,14,743	7,20,544	11,59,077	-	1,10,94,364	15,77,224	95,17,140
Network Towers	15	2,48,322			-	2,48,322	37,248	2,11,074
Solar Panels	40	11,081			-	11,081	4,432	6,649
<b>Total INR</b>		<b>1,52,89,191</b>	<b>26,52,751</b>	<b>1,93,26,652</b>	<b>-</b>	<b>3,72,68,594</b>	<b>77,06,283</b>	<b>2,95,62,311</b>

# Charged to Capital Reserve for Fixed Assets



*Natasha*

*all*

**DIGITAL EMPOWERMENT FOUNDATION**  
House No. 44, 3rd Floor, Kalusarai, New Delhi - 110016  
**Notes to Balance Sheet as at 31st March, 2024**  
**(Foreign Contribution)**

**Note-1**

Corpus Fund	Amount as at 31-March-2024 (INR)	Amount as at 31-March-2023 (INR)
Opening balance	100	100
Add: Received during the year	-	-
<b>Total</b>	<b>100</b>	<b>100</b>

**Note-2**

Capital Reserve for Fixed Assets	Amount as at 31-March-2024 (INR)	Amount as at 31-March-2023 (INR)
Opening balance	1,52,89,191	1,30,92,883
Add: Additions	2,19,79,403	60,38,269
Less: Fixed assets disposed off	-	-
Less: Depreciation	77,06,283	38,41,961
<b>Total</b>	<b>2,95,62,311</b>	<b>1,52,89,191</b>

**Note-3**

General Fund	Amount as at 31-March-2024 (INR)	Amount as at 31-March-2023 (INR)
<b>Income &amp; Expenditure Account</b>		
Opening balance	22,50,67,037	(4,66,844)
Add: Excess of Income over Expenditure	33,38,25,655	22,55,33,881
Less: Transferred to Earmarked Fund	50,00,00,000	-
<b>Total</b>	<b>5,88,92,692</b>	<b>22,50,67,037</b>

**Note-4**

Earmarked Fund	Amount as at 31-March-2024 (INR)	Amount as at 31-March-2023 (INR)
Communities Project Fund*	50,00,00,000	-
<b>Total</b>	<b>50,00,00,000</b>	<b>-</b>

\*Earmarked out of General Fund for community projects including purchase of fixed assets for this purpose



*Patel*

*all*

**Note-5**

Current Liabilities & Provisions	Amount as at 31-March-2024 (INR)	Amount as at 31-March-2023 (INR)
<b>Current Liabilities</b>		
Statutory dues payable	7,97,720	5,09,152
Employee related liabilities	13,25,618	7,47,083
Sundry Creditors	5,68,463	5,14,614
Expenses Payable	8,23,975	4,28,205
Inter Segment Balances	4,54,416	(1,18,361)
<b>Provisions</b>		
Provision for Gratuity	-	10,42,931
Provision for Leave Encashment	4,27,576	4,59,587
<b>Total</b>	<b>43,97,768</b>	<b>35,83,211</b>

**Note-7**

Cash & Bank Balance	Amount as at 31-March-2024 (INR)	Amount as at 31-March-2023 (INR)
Cash in Hand	9	9
Balance with Scheduled bank in savings accounts	1,31,49,368	15,60,655
<b>In Fixed Deposits in Scheduled Bank</b>		
Fixed Deposits	56,45,16,640	24,73,85,140
Interest Accrued on Fixed Deposits	2,47,27,148	6,44,096
Less: Earmarked Deposits (refer note 8)	(50,00,00,000)	-
<b>Total</b>	<b>10,23,93,165</b>	<b>24,95,89,900</b>

\* Above bank accounts are disbursement accounts for which the necessary FCRA permissions are accorded.

**Note-8**

Other Current Assets	Amount as at 31-March-2024 (INR)	Amount as at 31-March-2023 (INR)
Earmarked Deposits (refer note 7)	50,00,00,000	-
Prepaid Expenses	14,77,097	1,50,187
Direct taxes refundable	30,90,279	71,567
Accrued Interest	1,769	56,244
<b>Loans &amp; Advances (Assets)</b>		
<b>Advances to Employee</b>		
-For Salary	11,21,459	3,01,026
-For Work	23,85,287	35,16,212
Other advances for project goods and services	5,80,999	6,36,226
Security Deposit for services	3,06,500	2,53,262
<b>Total</b>	<b>50,89,63,390</b>	<b>49,84,724</b>



*Handwritten signature: Natsha*

*Handwritten signature: Ah*

**DIGITAL EMPOWERMENT FOUNDATION**  
House No. 44, 3rd Floor, Kalusarai, New Delhi - 110016  
**Notes to Income & Expenditure Account for the Year Ending 31st March 2024**  
(Foreign Contribution)

**Note 9-Grants received for specified projects**

Particulars	For the year ended 31-March-2024 (INR)	For the year ended 31-March-2023 (INR)
<b>Grants</b>		
<b><u>Opening Balance of unutilized grants/(excess utilized)</u></b>		
-Access & Infrastructure	9,98,270	23,15,784
-Education & Empowerment	1,55,79,072	69,62,349
-Governance & Citizen Services	76,21,665	2,11,51,234
-Knowledge Hub & Network	17,63,454	63,42,044
-Research and Advocacy	<u>(38,186)</u>	<u>31,69,183</u>
	2,59,24,275	3,99,40,594
<b><u>Add: Received during the year</u></b>		
Access & Infrastructure	2,95,73,017	19,38,655
Education & Empowerment	4,41,15,429	1,97,78,260
Governance & Citizen Services	91,06,599	2,57,02,980
Knowledge Hub & Network	29,59,386	2,81,379
Research and Advocacy	<u>2,17,09,615</u>	<u>95,46,462</u>
	10,74,64,046	5,72,47,736
<b><u>Less: Closing Balance of unutilized grants</u></b>		
Access & Infrastructure	2,52,91,228	9,98,270
Education & Empowerment	1,71,95,063	1,55,79,072
Governance & Citizen Services	67,07,758	76,21,665
Knowledge Hub & Network	-	17,63,454
Research and Advocacy	<u>(11,28,054)</u>	<u>(38,186)</u>
	4,80,65,995	2,59,24,275
<b>Grants Utilised</b>	<b>8,53,22,326</b>	<b>7,12,64,055</b>
-from Restricted Grants	8,53,22,326	7,12,64,055
-from Unrestricted Grants	-	-
<b>Unutilized Balance Transfer to Balance Sheet</b>	<b>4,80,65,995</b>	<b>2,59,24,275</b>

**Note 10-Voluntary Contribution**

Particulars	For the year ended 31-March-2024 (INR)	For the year ended 31-March-2023 (INR)
<b>Voluntary contribution</b>		
Received during the year	34,38,03,846	22,82,51,557
<b>TOTAL</b>	<b>34,38,03,846</b>	<b>22,82,51,557</b>

**Note 11-Expenditure**

Particulars	For the year ended 31-March-2024 (INR)	For the year ended 31-March-2023 (INR)
<b>11(A) -Out of Restricted Grants</b>		
<b>a) Access &amp; Infrastructure</b>		
Salary, Stipend, Honorarium & Consultancy	33,00,824	5,45,710
Event, Workshop & Training Expenses	10,52,983	12,45,163
Operating Expenses	4,08,675	6,65,426
Tour & Travel Expenses	4,66,346	3,61,918
Infra & Equipment Expense	47,000	4,30,340
Bank Charges	<u>4,231</u>	<u>7,612</u>
	52,80,059	32,56,169



*Natsha*

*Al*

**b) Education & Empowerment**

Salary, Stipend, Honorarium & Consultancy	1,27,64,790	66,30,754
Event, Workshop & Training Expenses	27,36,731	5,77,716
Admin & Overhead Expenses	23,13,405	5,24,742
Operating Expenses	71,24,102	13,29,501
Tour & Travel Expenses	52,18,282	11,40,201
Infra & Equipment Expenses	1,23,16,813	9,46,880
Bank Charges	25,315	11,743
	<u>4,24,99,438</u>	<u>1,11,61,537</u>

**c) Governance & Citizen Services**

Salary, Stipend, Honorarium & Consultancy	47,59,127	2,10,78,269
Event, Workshop & Training Expenses	5,31,210	47,24,502
Admin & Overhead Expenses	1,14,320	7,14,591
Operating Expenses	3,86,425	70,30,252
Tour & Travel Expenses	6,14,621	27,16,291
Infra & Equipment Expenses	36,12,276	29,53,868
Bank Charges	2,527	14,776
	<u>1,00,20,506</u>	<u>3,92,32,549</u>

**d) Knowledge Hub & Network**

Salary, Stipend, Honorarium & Consultancy	27,99,031	7,04,479
Event, Workshop & Training Expenses	3,75,668	13,32,453
Admin & Overhead Expenses	71,991	-
Operating Expenses	3,60,684	13,94,046
Tour & Travel Expense	10,27,825	10,55,767
Infra & Equipment Expenses	81,194	3,71,701
Bank Charges	6,446	1,523
	<u>47,22,839</u>	<u>48,59,969</u>

**e) Research and Advocacy**

Salary, Stipend, Honorarium & Consultancy	1,53,93,560	73,45,151
Event, Workshop & Training Expenses	4,22,764	3,36,733
Admin & Overhead Expenses	24,23,617	8,65,522
Operating Expenses	2,99,821	10,22,832
Tour & Travel Expenses	32,71,398	18,34,662
Infra & Equipment Expenses	9,71,200	13,35,480
Bank Charges	17,124	13,451
	<u>2,27,99,484</u>	<u>1,27,53,831</u>

**GRAND TOTAL****8,53,22,326****7,12,64,055****11(B) - Out of Unrestricted Grants**

Salary, Stipend, Honorarium & Consultancy	1,59,07,674	38,21,486
Event, Workshop & Training Expenses	27,26,778	1,02,212
Operating Expenses	1,89,68,564	38,77,488
Tour & Travel Expenses	44,74,987	1,63,578
Infra & Equipment Expenses	49,50,920	-
Bank Charges	72,813	18,858
Less: Overhead allocated to restricted projects	(49,23,333)	(21,04,855)

**4,21,78,403****58,78,767**

*Natsha*

*AK*