

DIGITAL EMPOWERMENT FOUNDATION
House No. 44, 3rd Floor, Kalusarai, New Delhi - 110016
Balance Sheet as at 31st March, 2022
(Foreign Contribution)

Particulars	Notes	Amount as at 31-March-2022 (INR)	Amount as at 31-March-2021 (INR)
<u>Sources of Funds</u>			
<u>Capital Fund</u>			
Corpus Fund	1	100	100
Capital Reserve for Fixed Assets	2	1,30,92,883	1,62,92,120
General Fund	3	(4,66,844)	11,38,965
Unutilized Grants		4,74,84,637	2,41,17,153
Current Liabilities & Provisions	4	24,14,076	61,39,443
Total		6,25,24,852	4,76,87,781
<u>Applications of Funds</u>			
Fixed Assets	5	1,30,92,883	1,62,92,120
<u>Current Assets, Loans & Advances</u>			
Cash and Bank Balances	6	3,60,62,975	2,58,20,497
Grant receivable		75,44,043	44,52,951
Other Current Assets	7	58,24,951	11,22,213
Total		6,25,24,852	4,76,87,781


As per our Report of even date
For Doogar and Associates
Chartered Accountants
Firm No. 000561N



Vikas Modi
(Partner)
M No. 505603

Place: New Delhi
Date: 28/09/2022

For Digital Empowerment Foundation


Osama Manzar
(President)


Natasha Badhwar
(Treasurer)

DIGITAL EMPOWERMENT FOUNDATION
House No. 44, 3rd Floor, Kalusarai, New Delhi - 110016
Income & Expenditure Account for the year ending 31st March,2022
(Foreign Contribution)


Particulars	Notes	For the year ended 31-March-2022 (INR)	For the year ended 31-March-2021 (INR)
<u>Income</u>			
Grants received for specified projects (to the extent of utilization)	8	3,77,34,407	3,32,47,129
Voluntary Contribution	9	4,37,251	7,055
Bank Interest		8,44,692	5,27,158
Interest on Fixed Deposit		4,51,444	7,51,017
TOTAL		3,94,67,794	3,45,32,359
<u>Expenditure</u>			
Utilization of grants received for specified projects	10(A)	3,77,34,407	3,32,47,129
Expenses incurred towards objects of the trust and administrative overheads	10(B)	33,39,196	4,12,303
TOTAL		4,10,73,603	3,36,59,432
Surplus (Deficit) during the year		(16,05,809)	8,72,927

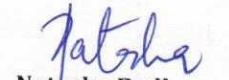
As per our Report of even date
For Doogar and Associates
Chartered Accountants
Firm No. 000561N

Vikas Modi
(Partner)
M No. 505603



For Digital Empowerment Foundation


Osama Manzar
(President)


Natasha Badhwar
(Treasurer)

Place: New Delhi
Date: 28/09/2022


DIGITAL EMPOWERMENT FOUNDATION
House No. 44, 3rd Floor, Kalusarai, New Delhi - 110016


Receipt & Payments Account for the Year Ended 31st March 2022
(Foreign Contribution)

Particulars	For the year ended 31-March-2022 (INR)	For the year ended 31-March-2021 (INR)
<u>Opening Balances</u>		
Cash in Hand	3,076	3,076
Balance with Scheduled banks in savings accounts	1,22,730	1,58,71,396
Fixed Deposits	2,50,00,000	-
Interest Accrued on Fixed Deposits	6,94,691	-
<u>Receipts</u>		
<u>Foreign Contribution/Grants received during the year</u>		
Grants received for specified projects (Net of Refunds)	5,80,10,799	4,23,39,335
Voluntary Contribution	4,37,251	7,056
Bank Interest	8,44,692	5,27,158
Interest on Fixed Deposit	4,51,444	7,51,017
Total (A)	8,55,64,683	5,94,99,038
<u>Payments</u>		
<u>Recurring Expenditure</u>		
Salary, Stipend, Honorarium & Consultancy	2,89,62,286	1,75,67,121
Event, Workshop & Training Expenses	1,34,576	7,46,179
Operating Expenses	63,41,744	80,28,658
Tour & Travel Expenses	7,47,120	5,80,858
Gratuity Expense	4,58,914	-
Bank Charges	6,40,263	18,882
Infra & Equipment Expenses	37,88,700	-
<u>Capital Expenditure</u>		
Purchase of Fixed Assets	-	67,17,734
Increase/(Decrease) in working capital	84,28,105	19,109
<u>Closing Balances</u>		
Cash in Hand	9	3,076
Balance with Scheduled banks in savings accounts	3,60,62,966	1,22,730
Fixed Deposit	-	2,50,00,000
Interest Accrued on Fixed Deposits	-	6,94,691
Total (B)	8,55,64,683	5,94,99,038

For Doogar & Associates
Chartered Accountants
Firm No. 000561N
New Delhi
Vikas Modi
(Partner)
M No. 505603
Place: New Delhi
Date: 28/09/2022

For Digital Empowerment Foundation


Osama Manzar
(President)


Natasha Badhwar
(Treasurer)

DIGITAL EMPOWERMENT FOUNDATION
House No. 44, 3rd Floor, Kalusarai, New Delhi - 110016
Notes to Balance Sheet as at 31st March,2022
(Foreign Contribution)

Note-1

Corpus Fund	Amount as at 31-March-2022 (INR)	Amount as at 31-March-2021 (INR)
Opening balance	100	
Add: Received during the year	-	100
Total	100	100

Note-2

Capital Reserve for Fixed Assets	Amount as at 31-March-2022 (INR)	Amount as at 31-March-2021 (INR)
Opening balance	1,62,92,120	
Add: Additions	-	1,29,21,964
Less: Fixed assets disposed off	-	67,17,734
Less: Depreciation	31,99,237	-
Total	1,30,92,883	1,62,92,120

Note-3

General Fund	Amount as at 31-March-2022 (INR)	Amount as at 31-March-2021 (INR)
Income & Expenditure Account		
Opening balance	11,38,965	2,66,038
Add: Excess of Income over Expenditure	(16,05,809)	(4,66,844)
Total	(4,66,844)	11,38,965

Note-4

Current Liabilities & Provisions	Amount as at 31-March-2022 (INR)	Amount as at 31-March-2021 (INR)
Current Liabilities		
Statutory dues payable		
Employee related liabilities	53,960	94,572
Sundry Creditors	5,25,510	13,84,848
Expenses Payable	1,99,895	16,95,579
Inter Segment Balances	61,000	3,40,797
	6,165	14,79,448
Provisions		
Provision for Gratuity	5,02,557	43,643
Provision for Leave Encashment	10,64,989	11,00,556
Total	24,14,076	61,39,443



Olame Aram

Jatsha

Digital Empowerment Foundation

Note 5 : Statement of Depreciation on Fixed Assets as at 31.03.2022 (As per Income tax Act, 1961)
Project Fund Assets

Particulars	Rate of Depreciation	Opening WDV as at 01.04.2021	Gross Block		Deletion made during the year	Total as at 31.03.2022	Depreciation During The Year	Net Block As At 31.03.2022
			Addition: equal to or more than 180 days	Addition: less than 180 days				
Computers, Accessories, Server & Softwares	40	30,81,255	-	-	-	30,81,255	12,32,502	18,48,753
Vehicles Incl. Bikes & Cycles	15	11,24,519	-	-	-	11,24,519	1,68,678	9,55,841
Furniture & Fixtures	10	4,51,801	-	-	-	4,51,801	45,180	4,06,621
Office Equipments	15	1,12,60,067	-	-	-	1,12,60,067	16,89,010	95,71,057
Network Towers	15	3,43,698	-	-	-	3,43,698	51,555	2,92,143
Solar Panels	40	30,780	-	-	-	30,780	12,312	18,468
Total INR		1,62,92,120	-	-	-	1,62,92,120	31,99,237	1,30,92,883

Charged to Capital Reserve for Fixed Assets



Sanjay Chandra

Patela

Note-6

Cash & Bank Balance	Amount as at 31-March-2022 (INR)	Amount as at 31-March-2021 (INR)
Cash in Hand	9	3,076
Balance with Scheduled bank in savings accounts	3,60,62,966	1,22,730
<u>In Fixed Deposits in Scheduled Bank</u>		
Fixed Deposits	-	2,50,00,000
Interest Accrued on Fixed Deposits	-	6,94,691
Total	3,60,62,975	2,58,20,497

* Above bank accounts are disbursal accounts for which the necessary FCRA permissions are accorded.

Note-7

Other Current Assets	Amount as at 31-March-2022 (INR)	Amount as at 31-March-2021 (INR)
Prepaid Expenses	1,35,175	2,699
Direct taxes refundable	1,01,470	56,326
<u>Loans & Advances (Assets)</u>		
Advances to Employee		
-For Salary	1,42,227	31,500
-For Work	24,71,847	8,38,313
Other advances for project goods and services	27,42,970	22,113
Security Deposit for services	2,31,262	1,71,262
Total	58,24,951	11,22,213



Deenoo Arora

Patel

DIGITAL EMPOWERMENT FOUNDATION
House No. 44, 3rd Floor, Kalusarai, New Delhi - 110016
Notes to Income & Expenditure Account for the Year Ending 31st March 2022
(Foreign Contribution)

Note 8-Grants received for specified projects

Particulars	For the year ended 31-March-2022 (INR)	For the year ended 31-March-2021 (INR)
Grants		
Opening Balance of unutilized grants/(excess utilized)		
-Access & Infrastructure	11,33,147	(2,56,483)
-Education & Empowerment	1,05,83,504	17,24,264
-Governance & Citizen Services	28,67,653	72,73,070
-Knowledge Hub & Network	37,01,544	4,24,013
-Research and Advocacy	13,78,353	14,07,131
	1,96,64,201	1,05,71,995
Add: Received during the year		
Access & Infrastructure	25,91,689	20,22,200
Education & Empowerment	1,37,55,316	2,39,92,399
Governance & Citizen Services	3,54,32,612	61,85,733
Knowledge Hub & Network	34,57,623	38,67,059
Research and Advocacy	27,73,560	62,71,944
	5,80,10,800	4,23,39,335
Less: Closing Balance of unutilized grants		
Access & Infrastructure	23,15,784	11,33,147
Education & Empowerment	69,62,349	1,05,83,504
Governance & Citizen Services	2,11,51,234	28,67,653
Knowledge Hub & Network	63,42,044	37,01,544
Research and Advocacy	31,69,183	13,78,353
	3,99,40,594	1,96,64,201
Grants Utilised		
-from Restricted Grants	3,77,34,407	3,32,47,129
-from Unrestricted Grants	3,77,34,407	3,32,47,129
Unutilized Balance Transfer to Balance Sheet		
	3,99,40,594	1,96,64,201

Note 9-Voluntary Contribution

Particulars	For the year ended 31-March-2022 (INR)	For the year ended 31-March-2021 (INR)
Voluntary contribution		
Received during the year	4,37,251	7,055
TOTAL	4,37,251	7,055

Note 10-Expenditure

Particulars	For the year ended 31-March-2022 (INR)	For the year ended 31-March-2021 (INR)
10(A) -Out of Restricted Grants		
a) Access & Infrastructure		
Salary, Stipend, Honorarium & Consultancy	8,12,632	24,829
Event, Workshop & Training Expense	38,663	-
Operating Expenses	4,46,979	5,60,373
Tour & Travel Expenses	31,509	45,579
Infra & Equipment Expense	73,207	-
Bank Charges	6,062	1,789
	14,09,052	6,32,570
b) Education & Empowerment		
Salary, Stipend, Honorarium & Consultancy	1,38,57,642	80,09,455
Event, Workshop & Training Expenses	75,976	4,20,122
Admin & Overhead Expenses	2,10,069	9,82,823
Operating Expenses	25,85,506	17,04,832
Tour & Travel Expenses	1,72,141	2,32,493
Infra & Equipment Expenses	4,64,180	37,76,305
Bank Charges	10,957	7,130
	1,73,76,471	1,51,33,160



Adarsh Chandra

Patscha

c) Governance & Citizen Services		
Salary, Stipend, Honorarium & Consultancy	1,16,08,459	56,53,127
Event, Workshop & Training Expenses	-	1,682
Admin & Overhead Expenses	5,21,689	4,49,161
Operating Expenses	9,97,914	14,43,363
Tour & Travel Expenses	2,88,535	98,542
Gratuity Expense	4,58,914	
Infra & Equipment Expenses	32,51,313	29,41,429
Bank Charges	22,207	3,845
	<u>1,71,49,031</u>	<u>1,05,91,149</u>
d) Knowledge Hub & Network		
Salary, Stipend, Honorarium & Consultancy	6,10,671	3,11,869
Event, Workshop & Training Expenses	-	2,47,800
Operating Expenses	37,547	26,038
Tour & Travel Expense	1,62,552	
Bank Charges	6,353	3,821
	<u>8,17,123</u>	<u>5,89,528</u>
e) Research and Advocacy		
Salary, Stipend, Honorarium & Consultancy	7,12,559	23,58,276
Event, Workshop & Training Expenses	-	76,575
Admin & Overhead Expenses	29,285	7,01,955
Operating Expenses	1,74,694	30,76,737
Tour & Travel Expenses	58,043	84,882
Bank Charges	8,149	2,297
	<u>9,82,730</u>	<u>63,00,722</u>
GRAND TOTAL	<u>3,77,34,407</u>	<u>3,32,47,129</u>
10(B) - Out of Unrestricted Grants		
Salary, Stipend, Honorarium & Consultancy	13,60,323	12,09,565
Event, Workshop & Training Expenses	19,937	-
Operating Expenses	20,99,104	12,17,315
Tour & Travel Expenses	34,340	1,19,362
Bank Charges	5,86,535	-
Less: Overhead allocated to restricted projects	(7,61,043)	(21,33,939)
	<u>33,39,196</u>	<u>4,12,303</u>



Deanne Aram

Patsha